

## ADINKRA SYMBOLS

- Adinkra are visual symbols, originally created by the Ashanti people (natives to the present-day African country of Ghana). The symbols have a decorative function but also encapsulate messages that convey traditional wisdom, aspects of life, or the environment.
- Using the symbol key (see next page), create visual stories of family life for the activities that follow.



Photo credit: <https://jessgabbard.wordpress.com>.



Photo credit: [www.wikipedia.org](http://www.wikipedia.org)




Photo credit: Zen Africa Magazine

# ADINKRA SYMBOLS



Greatness, Leadership



God's Protection and Presence



Faith and Trust in God




Friendship, Interdependence



Valor, Courage



Two Good Friends



Creativity



Wisdom, Knowledge




Hope, Trust, Confidence



Protection



Bravery



Strength, Humility



Love, Patience




Peace, Harmony



## ADINKRA PICTURE FRAMES

- Using the symbol key on page 13, have each child decorate a picture frame with symbols that represent the values that they have learned from their families.
- Frames can either be made from colorful construction paper, brown butcher paper, or even brown grocery or lunch paper bags. The template on the next page is designed to fit a 4" x 6" photo.
- You may also consider purchasing pre-made wooden frames from a craft or furniture store.







This template is scaled at 100% to fit a 4" x 6" photograph.


## ADINKRA PLACEMATS AND TABLE RUNNER

- Using the symbol key on page 13, have each child decorate a placemat or a table runner with symbols that represent the values that they have learned from their families.
- Dimensions may vary for the placemats and table runner. However, a single sheet of construction paper will work well for a small placemat.





These templates are scaled to 50% of 9" x 12" construction paper.





## ADINKRA HEADPIECES, BELTS, BRACELETS, AND ARM BANDS

- Using the symbol key on page 13, have each child create a belt, arm band, bracelet, or headpiece that represents the values and virtues they want to embody.
- Discuss Ephesians 6:13-17: “Therefore, put on the armor of God, that you may be able to resist on the evil day and, having done everything, to hold your ground. So stand fast with your loins girded in truth, clothed with righteousness as a breast-plate, and your feet shod in readiness for the gospel of peace. In all circumstances, hold faith as a shield, to quench all [the] flaming arrows of the evil one. And take the helmet of salvation and the sword of the Spirit, which is the word of God.”

