

GRADE 2

# REVEALED

God's Plan for the  
Human Person

TEACHER'S GUIDE

*Accompanied by*

***THE QUILTMAKER'S GIFT &  
SAINT GEORGE AND THE DRAGON***

**Required & requested changes mock-up for 2024  
USCCB Conformity Edition of Teacher's Guide  
11-20-24**



**REVEALED:** THEOLOGY of the BODY

K-12 CURRICULUM



You can't see thoughts. Or can you? As a person, I'm capable of thinking and choosing, but can others see I am doing this? I can also relate to others and love them. While you cannot directly perceive thoughts, choices, or love — these things are spiritual — nevertheless, our body has ways of expressing these realities in ways we can see.

Our bodies are made for relationship. Thanks to my body, I can relate with others through a hug or a handshake, acts of kindness, giving gifts, and doing things with and for them. We also communicate with God in prayer through our bodies — by genuflecting, kneeling, crossing ourselves, folding our hands, and bowing our heads.

**“The body...transmits that we come from love and that we are made for love.”**

My facial expressions, body language and tone of voice are some of the ways that my body transmits what's going on inside of me. But there's more. The body speaks at an even deeper level just by its very existence. It transmits that we come from love and that we are made for love. Our belly buttons show that we come from another. Our parents are a witness to how the gift of life came, ideally through their love, but most certainly through God's participation and generous love. Our bodies tell the story that we are sons and daughters. As male or female, the body gives witness to being designed for giving and receiving love, so our bodies also show that we are inherently capable of being husbands and wives, as well as fathers and mothers. "Gender theory... intends to deny the greatest possible difference that exists between living beings: sexual difference. This foundational difference is not only the greatest imaginable difference but is also the most beautiful and most powerful of them. In the male-female couple, this difference achieves the most marvelous of reciprocities. It thus becomes the source of that miracle that never ceases to surprise us: the arrival of new human beings in the world" (*Dignitas Infinita* No. 58).

Just as children first learn to read words by sounding out the letters, we can teach them to read the messages expressed by the human body — disclosing their noble identity as human persons. At first, they sound out the letters to learn to read words. They quickly realize that we speak through the language of our body. Soon, one can see that the body gives witness to a higher call — to be sons and daughters, husbands and wives, fathers and mothers. You play an important role in teaching them to begin to read God's narrative within their bodily existence. It's a wonderful mystery and an awe-inspiring gift wrapped in one revelation.



also see gift-giving and receiving between God the Father and God the Son. Jesus often went to a quiet place to pray to God the Father. God the Father happily accepted the gift of Jesus' time and company.

### **How can we be a gift-receiver like God?**

We can be a good gift-receiver like God, by saying "Thank you" when others give us gifts or share their time and talents with us. We can also be a good gift-receiver of the gifts that God has given to us. This means that we are respectful to nature, animals, and all humans. This also means that we can be open to the gift of God's rules that he has given us such, as the Ten Commandments.

## MY BODY IS CREATED TO GIVE AND RECEIVE ACTIVITY



### **What does an illustrator do?**

An illustrator draws the pictures that go along with the words in the book. The illustrator tells the story through pictures while the author tells the story through words.

### **Let's look at some illustrations from The Quiltmaker's Gift book.**

Show the students a picture from The Quiltmaker's Gift. You can open the book to any page. DO NOT read any of the words on the page.

### **What is going on during this part of the story?**

Answers will vary depending on which picture you show the students.

### **How did you know what was going on in the story?**

We knew what was going on in the story because the illustrator told the story through pictures.

**Even though we did not read the words on the page, we were able to tell what was going on in the story by looking at the pictures. The pictures revealed part of the story to us.**

**God is like an illustrator. He tells a story through his artwork. What is God's most precious work of art?**

We are his precious artwork, and he tells a special story through our bodies. **God created us either a boy or a girl on purpose and out of his loving plan for us.**

Have the students turn to their MY BODY IS CREATED TO GIVE AND RECEIVE worksheet on page 43 in the student activity book.

**We talked about how God is a giver and a receiver. God tells us the story about how he is a giver and a receiver through our bodies, which are his precious artwork. Complete the MY BODY IS CREATED TO GIVE AND RECEIVE worksheet to learn of the beautiful story God tells through our bodies. Remember to write your name and read the directions at the top of the page before you begin.**

Once all students are finished, review the correct answers with the class.

**Let's go through each sentence to determine if that part of our body helps us to give or receive gifts. As we read the sentence, underline the words "give" and "receive."**

After each sentence, ask students if that body part helps us to give or receive. Emphasize that God created our bodies to allow us to give and receive gifts. If time permits, allow students to color their picture on the page.

## WRAP UP



Closing prayer.

**In the name of the Father, and of the Son, and of the Holy Spirit. Amen.**

**Dear Lord, you are the Divine illustrator. Thank you for revealing yourself as a gift-giver, a gift-receiver, and a loving creator through your precious artwork of our bodies. Help us to use our bodies to be good gift-givers and gift-receivers, as the boy or girl he made me to be.**

**In the name of the Father, and of the Son, and of the Holy Spirit. Amen.**

# MY BODY IS CREATED TO GIVE AND RECEIVE

## THE BODY REVEALS THE PERSON


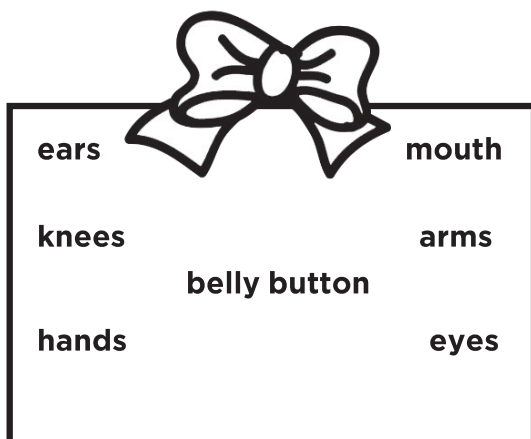
Name: \_\_\_\_\_

God created me to be a boy or a girl (circle one).

## MY BODY IS CREATED TO GIVE AND RECEIVE

### DIRECTIONS:

Using the word box, fill in the blank with the correct body part. Then, draw that body part on the figure.



My \_\_\_\_\_ help me to receive the gift of light and to see the beauty of God's creation.

My \_\_\_\_\_ help me to give loving hugs to others.

My \_\_\_\_\_ help me to listen to others and receive the Word of God.

My \_\_\_\_\_ helps me to receive Jesus in the Eucharist and talk to others.

My \_\_\_\_\_ help me give praise to God when I kneel in prayer.

My \_\_\_\_\_ help me give the sign of peace to others through a handshake.

My \_\_\_\_\_ helps me to remember that I received nutrients from my mom when I was a baby in her belly.



### THEOLOGY OF THE BODY TIDBITS...

Our bodies silently tell a marvelous story: that we are created to give to others out of love and to lovingly receive other persons as gifts. Help your child to reflect how he/she can express love for others through the body.

# MY BODY IS CREATED TO GIVE AND RECEIVE

## THE BODY REVEALS THE PERSON


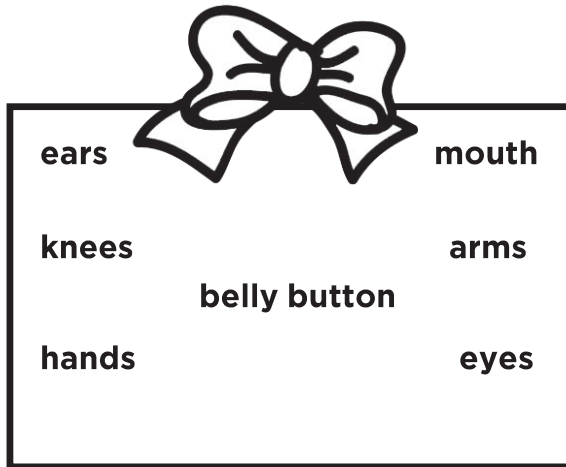
Name: **ANSWER KEY**

God created me to be a boy or a girl (circle one).

### MY BODY IS CREATED TO GIVE AND RECEIVE

#### DIRECTIONS:

Using the word box, fill in the blank with the correct body part. Then, draw that body part on the figure.



My eyes help me to receive the gift of light and to see the beauty of God's creation.

My arms help me to give loving hugs to others.

My ears help me to listen to others and receive the Word of God.

My mouth helps me to receive Jesus in the Eucharist and talk to others.

My knees help me give praise to God when I kneel in prayer.

My hands help me give the sign of peace to others through a handshake.

My belly button helps me to remember that I received nutrients from my mom when I was a baby in her belly.



# THEME: MARRIAGE IS A GIFT OF GOD

## TEACHER RESOURCE PAGE



*Procreation is rooted in creation, and every time it reproduces in some way its mystery*

TOB 10:4

The Trinity is a magnificent mystery. You could contemplate the Trinitarian nature of God for your entire life and still have infinite riches to know and explore in Heaven. God's life-giving love is revealed through the Trinity.

Knowing that we are created in the image and likeness of life-giving love helps us understand our unique call to participate in that love here on Earth. Our identity calls us forward to continue the work of God's creation through loving others.

We are called to love our friends, family, students and all other human persons by making a gift-of-self. When we choose to love selflessly, we image the love of our creator.

We can image God in our relationships with others, but the most obvious and visible display is revealed through the fruitfulness of the sacrament of marriage and family life. Not everyone is called to the vocation of marriage, but we can all witness God's love revealed through this union.\* A husband and wife become a mother and father through their selfless love. A baby is a precious gift from God that makes visible God's generosity and life-giving love here on Earth. How wonderful are God's gifts! Besides through conjugal love, sacramental marriage also images the Trinity in its unity, indissolubility, and fidelity.

\*"It is obvious that the analogy of earthly human love, of the husband for his wife, of human spousal love, cannot offer an adequate and complete understanding of that absolutely transcendent reality, the divine mystery...At the same time, however, this analogy offers the possibility of a certain cognitive 'penetration' into the very essence of the mystery." TOB 95b:1



009

MARRIAGE  
IS A GIFT  
OF GOD

## WRAP UP



*Let's conclude with prayer:*

*Lord, you remind us that our bodies are temples of the Holy Spirit. Please let us always remember to treat our bodies with holiness and reverence because we are living tabernacles created in your image and likeness. Amen.*

## OPTIONAL LESSON EXTENSIONS

### MARY IS THE FIRST LIVING TABERNACLE:

Mary is the first living tabernacle! She was pregnant with Jesus. What does it mean to be a living tabernacle? It means treating others with respect and bringing Jesus to others with our actions. Have the students turn to their MARY IS THE FIRST LIVING TABERNACLE worksheet on page 81 in their student activity book. Play prayerful music as the students color the picture of Mary and meditate on how she was the first living tabernacle.

NOTE: Scientists have found that some of the baby's cells remain present in their biological mother's body for many years after their birth. That means that Mary remained a living tabernacle even after Jesus' birth because the Body of Christ was always within her!

### MORE STORYBOOK GUIDED LEARNING QUESTIONS

*Do you recall at the end of St. George and the Dragon what Una was wearing?*

She was wearing a long lily-white gown that shimmered like silver.

*What did the knight focus on when she was dressed so beautifully?*

The knight noticed the brightness of her sunshiny face since her face stood out in the dress and his heart melted with pleasure.

*There is a saying, "The eyes are the window to the soul." What do you think that means?*

It means when you are concentrating on another's eyes their hidden emotions, thoughts and attitude can be revealed. The way we look at one another reflects the state of our hearts and our intentions.

## Illuminations

The vestments worn by the priest at Mass are a sacramental, meaning they are blessed and set aside for a special purpose. The chasuble worn over the priest's alb is a symbol of the yoke of Christ and signifies charity. Different colors are worn to signify the time of the liturgical year:

- **Purple:** Worn in Advent and Lent as a sign of preparation for a feast.
- **Green:** Ordinary time, the time of growing in our faith.
- **Red:** Worn during the Feast of Pentecost and for the celebration of a martyr.
- **White:** The color of celebration used during the Feasts of Easter and Christmas.



Augustus Welby Pugin,  
*Glossary of Ecclesiastical  
Ornament and Costume* (1868)